

Points, Lines, and Planes Classwork

Name _____

Term	Definition	Examples of Labels	Example of Diagram
Point			
Line			
Line Segment			
Ray			
Plane			

CAUTION:

1. When you name a ray, _____

2. When you name a plane with three points, _____

3. An arrow indicates _____

4. A plane is represented by a _____. However, _____

Points, Lines, and Planes Classwork


Name _____

Identify each figure as a *point*, *segment*, *ray*, *line*, or *plane*, and name each.

1.



2.



3.



4.



5.



6.




A _____ is a statement that is _____.

Postulate 1-4 states that through any _____, there is only _____. Noncollinear points are points that _____.

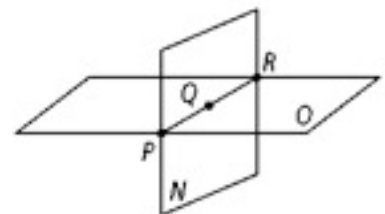
In the figure at the right, points D , F , and E are _____.

These points all lie in _____.



Three _____ points lie in only one plane. Three points that are collinear can be contained by more than _____.

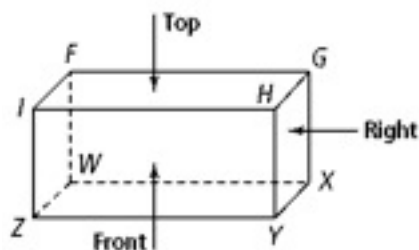
In the figure at the right, points P , Q , and R are collinear, and lie in both _____.



Points, Lines, and Planes Classwork

Name _____

Exercises

Identify the plane containing the given points as *front*, *back*, *left side*, *right side*, *top*, or *bottom*7. F , G , and X 8. F , G , and H 9. H , I , and Z 10. F , W , and X 11. I , W , and Z 12. Z , X , and Y 12. H , G , and X 14. W , Y , and Z

Use the figure at the right to determine how many planes contain the given group of points. Note that \overleftrightarrow{GF} pierces the plane at R , \overleftrightarrow{GF} is not coplanar with X , and \overleftrightarrow{GF} does not intersect \overleftrightarrow{CE} .

15. C , D , and E 16. D , E , and F 17. C , G , E , and F 18. C and F 